

# 8B Series

Sealed Sub-Miniature Pushbutton Switches(SMT)



## SPECIFICATIONS

**CONTACT RATING:** Dependent upon contact material See Page 126..

**MECHANICAL LIFE:** 50,000 make-and-break cycles.

**CONTACT RESISTANCE:** 20 mΩ max. initial @ 2-4VDC  
100mA for both silver and gold plated contacts.

**INSULATION RESISTANCE:** 1,000 MΩ min.

**DIELECTRIC STRENGTH:** 1,000 Vrms min. @sea level.

**OPERATING TEMPERATURE:** -30°C to 85°C.

## MATERIALS

**CASE & BUSHING:** Glass filled nylon 6/6, flame retardant, heat stabilized (UL94v-0).

**PLUNGER:** Thermoplastic Polyester (UL 94V-0), with internal O-ring seal.

**SWITCH SUPPORT:** Brass, tin plated.

**CONTACT / TERMINALS:** Silver or gold plated copper alloy.  
(See Page 126)

IP 67  
ACCORDING TO  
EN 60529:1991+A1:2001  
IEC 60529:2001

CULUS  
E 187490

RoHS  
compliant

Pb  
lead-free

## HOW TO ORDER

MODEL NO.

TERMINATIONS

TERMINAL  
PLATING

SEAL

RoHS  
SOLDERING



Model NO.

**8BS8** On-Mom.  
**8BS9** Off-Mom.

Terminations

**MT** (STD) Right angle, surface mount.  
**MZ** (STD)

Terminal plating

**Q** Silver  
**R** Gold  
**C** Gold over silver

Seal

**E** EPOXY (std)

RoHS soldering

RoHS Compliant  
 RoHS & Lead Free

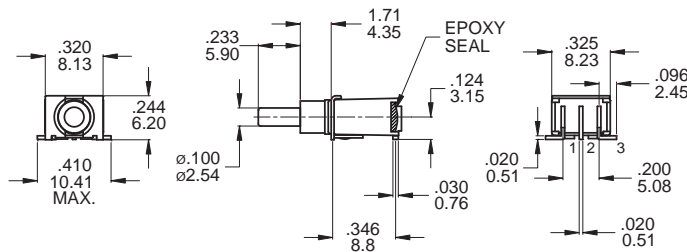
## SWITCH FUNCTION

NO. POLES	UL/CSA MODEL NO.	MODEL NO.	SWITCH FUNCTION		CONNECTED TERMINALS / SCHEMATIC	
			POS.1	POS.2	POS.1	POS.2
SP	Q28B18	8BS8	ON	MOM	2-1 	2-3 
	Q28B19	8BS9	OFF	MOM	OPEN	1-3 

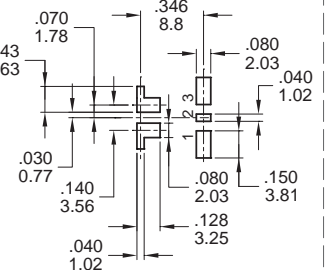
MOM=MENTORY

## POLE OPTIONS

MT



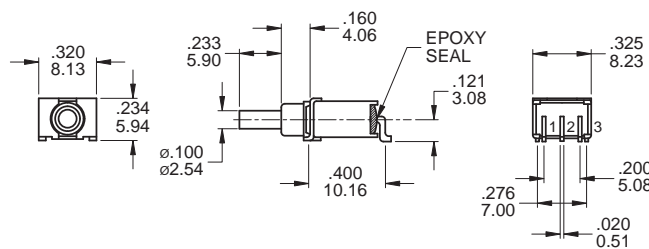
P.C. MOUNTING



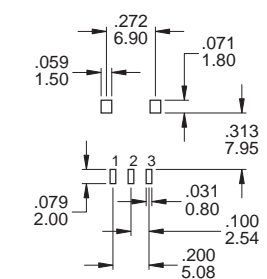
SPDT

Part No. Shown : 8BS8MTRE

MZ



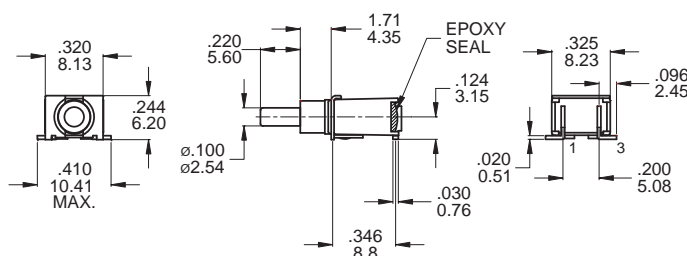
P.C. MOUNTING



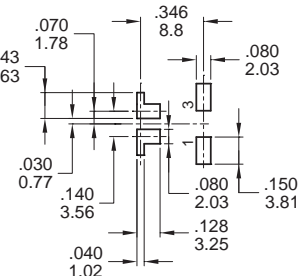
SPDT

Part No. Shown : 8BS8MZRE

MT



P.C. MOUNTING



SPST

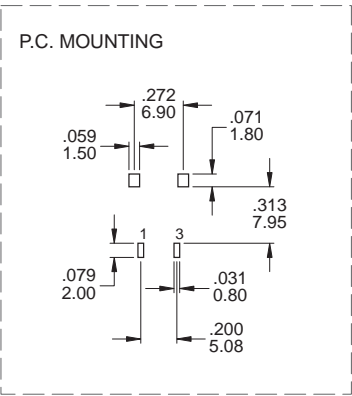
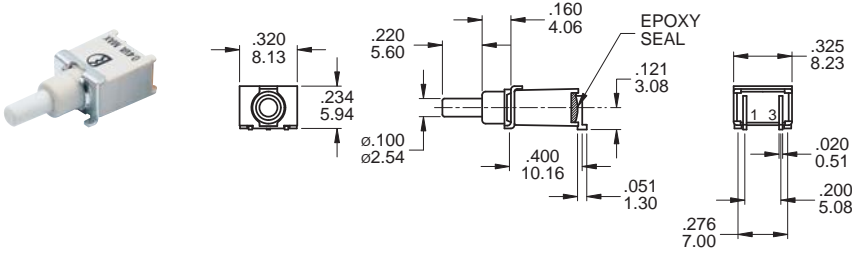
Part No. Shown : 8BS9MTRE



# 8B Series

Sealed Sub-Miniature Pushbutton Switches(SMT)

MZ

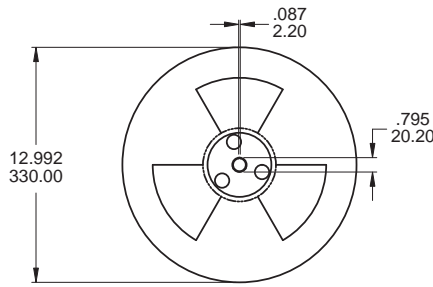


SPST

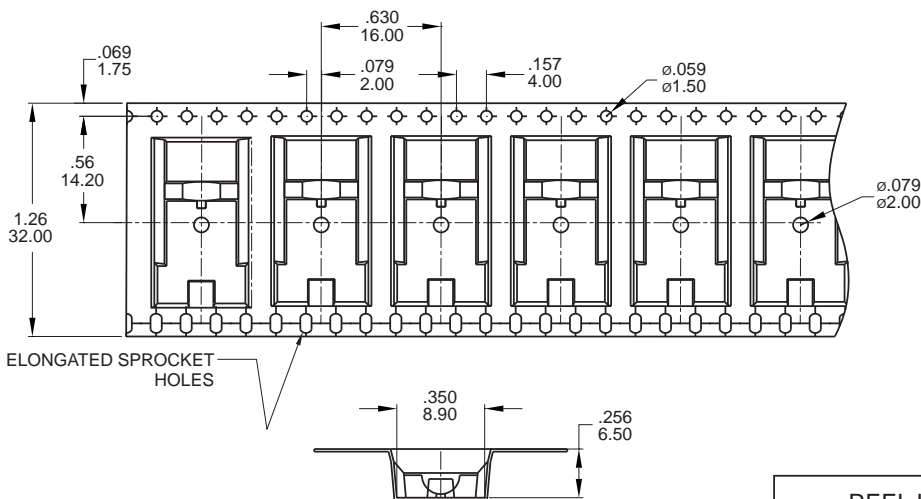
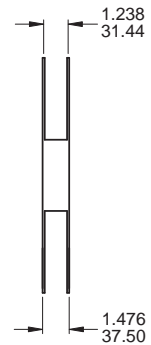
Part No. Shown : 8BS9MZRE

## PACKAGING

Switches available on embossed antistatic tape and reels.  
Tape and cover strip are conductive for use near statically sensitive components.



SCALE: 10 : 1



SCALE: 1 : 1

REEL INFORMATION	
QUANTITY PER REEL	500 / pcs

8B Pushbutton Switches

## CONTACT MATERIAL OPTIONS

	CONTACT PLATING	TERMINAL PLATING	RATINGS
Q	Silver	Q = Gold flash over silver	3 Amps with resistant load @ 120VAC or 28VDC 1 Amps with resistant load @ 250VAC
C	Gold over Silver	C = Gold over silver	
R	Gold	R = Gold	0.4 Volt - Amps ( VA ) max. @ 20V max. ( AC or DC )

## SOLDERING PROCESSES

**REFLOW SOLDERING:** Use soldering iron of 30 watts, controlled at 350°C approximately 5 seconds while applying solder.

**WAVE SOLDERING:** Recommended Soldering Temperature: 260 ± 5°C  
Duration of Solder Immersion: Max 5 sec. (PCB is 1.6mm in thickness)

**SOLDERING:** Vapor phase & IR-reflow soldering can be applied.



### Temperature Profile

Zone	Room Temperature	Time (Sec)
Pre-heat (A)	150°C	Min 120s
Soak (B)	150°C ~ 200°C	Min 150s
Peak (C)	200°C ~ 235°C	Min 30s
Peak (D)	235°C ~ 260°C	Min 40s
Peak (E)	260°C	Max 5s

