


8U Series

Sealed Ultraminiature Pushbutton Switches



SPECIFICATIONS

CONTACT RATING: 0.4 VA max. @ 20 V AC or DC max.

MECHANICAL LIFE: 40,000 make-and-break cycles.

CONTACT RESISTANCE: Below 100 mΩ typ. initial @ 2-4VDC, 100mA.

INSULATION RESISTANCE: 500 MΩ min.

DIELECTRIC STRENGTH: 500 Vrms min. @sea level.

OPERATING TEMPERATURE: -30°C to 85°C.

MATERIALS

HOUSING AND BASE: Glass filled nylon 6/6 or 4/6 , flame retardant ,heat stabilized(UL94V-0)

ACTUATOR: Glass filled nylon 6/6 , flame retardant, heat stabilized (UL94V-0), with standard internal o-ring seal.

SWITCH SUPPORT: Steel,with Sn plate.

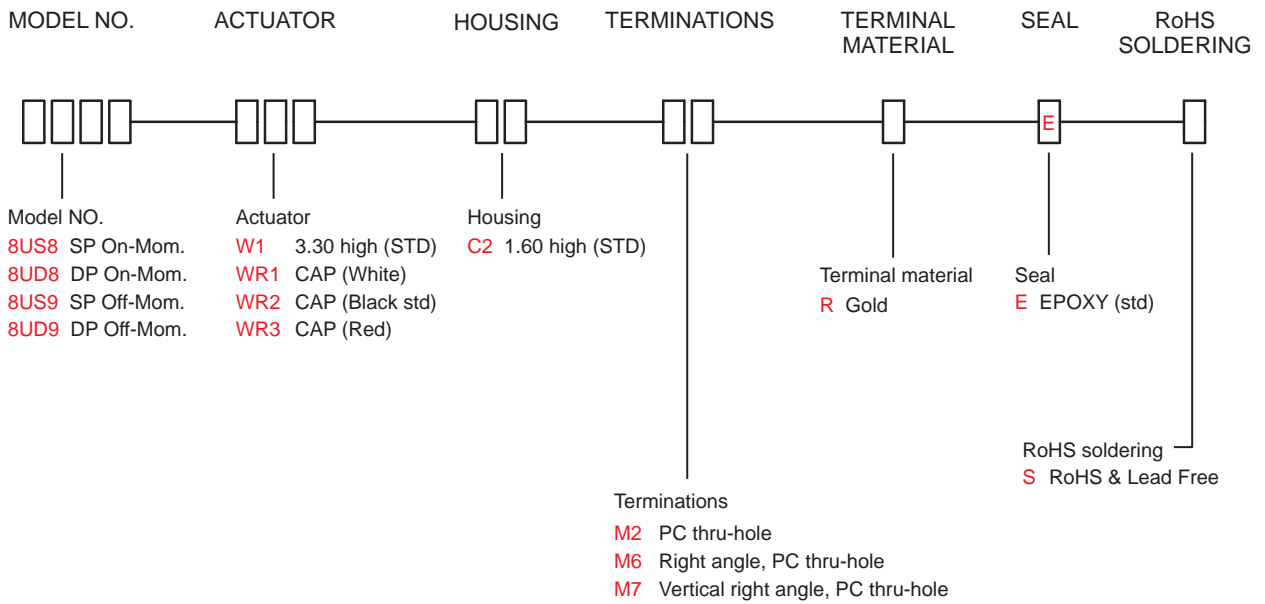
CONTACT: Phosphor bronze,Gold plated.

TERMINALS: Brass,Gold plated.

IP 67
ACCORDING TO
EN 60529:1991+A1:2001
IEC 60529:2001



HOW TO ORDER



8U Pushbutton Switches

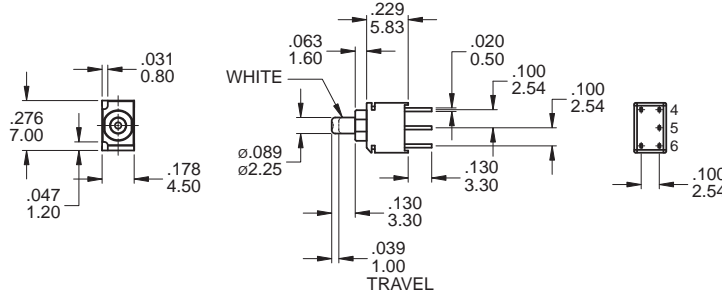
SWITCH FUNCTION

NO. POLES	MODEL NO.	SWITCH FUNCTION		CONNECTED TERMINALS / SCHEMATIC	
		POS.1	POS.2	POS.1	POS.2
SP	8US8	ON	MOM	5-6 NC 4 • 5 (COMM) 6 NO	5-4 NC 4 • 5 (COMM) 6 NO
	8US9	OFF	MOM	OPEN	4-6 4 ↑ 6
DP	8UD8	ON	MOM	2-3,5-6 NC 1 • 2 (COMM) 3 NO NC 4 • 5 (COMM) 6 NO	2-1,5-4 NC 1 • 2 (COMM) 3 NO NC 4 • 5 (COMM) 6 NO
	8UD9	OFF	MOM	OPEN	1-3,4-6 1 ↑ 3 4 ↑ 6

MOM=MOMENTARY

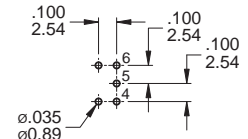
POLE OPTIONS

M2



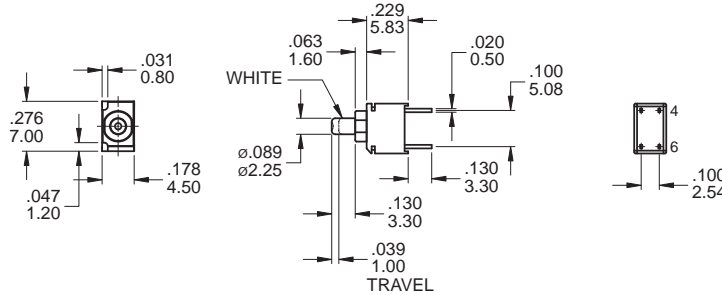
Part No. Shown : 8US8W1C2M2RE

P.C. MOUNTING



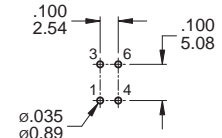
SPDT

M2



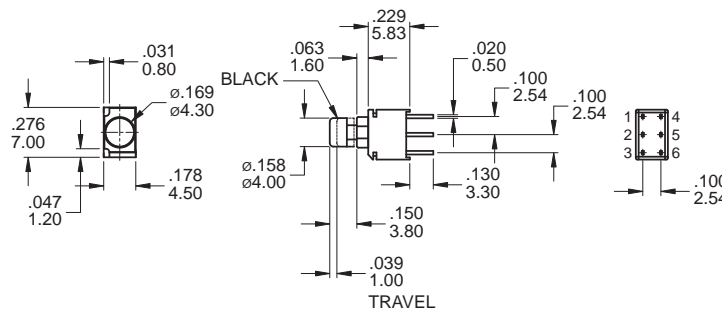
Part No. Shown : 8US9W1C2M2RE

P.C. MOUNTING



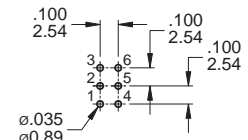
SPST

M2



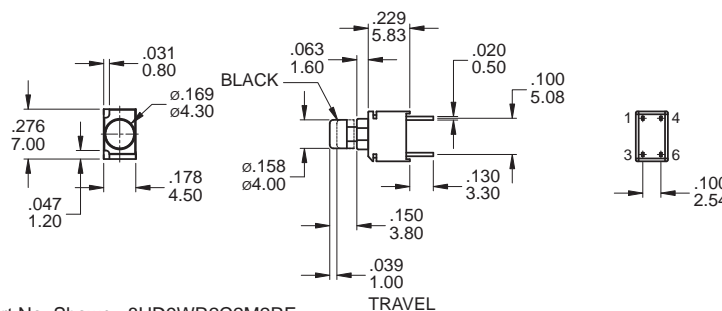
Part No. Shown : 8UD8WR2C2M2RE

P.C. MOUNTING



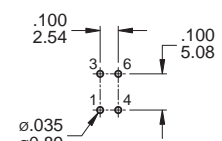
DPDT

M2



Part No. Shown : 8UD9WR2C2M2RE

P.C. MOUNTING



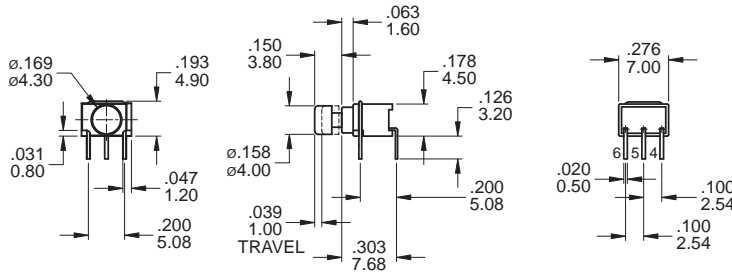
DPST



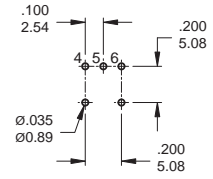
8U Series

Sealed Ultraminiature Pushbutton Switches

M6



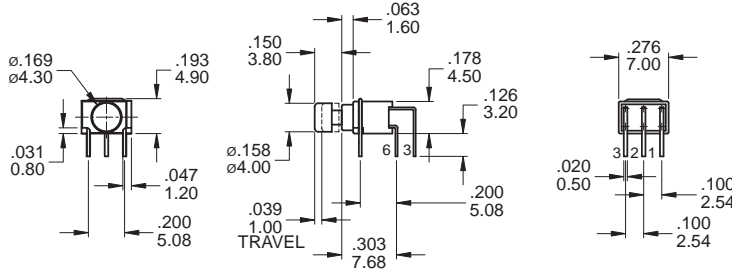
P.C. MOUNTING



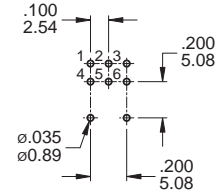
SPDT

Part No. Shown : 8US8WR2C2M6RE

M6



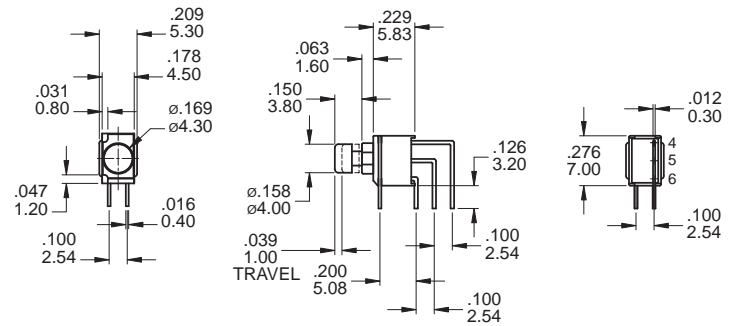
P.C. MOUNTING



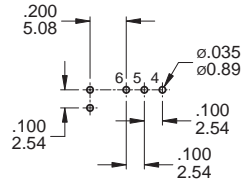
DPDT

Part No. Shown : 8UD8WR2C2M6RE

M7



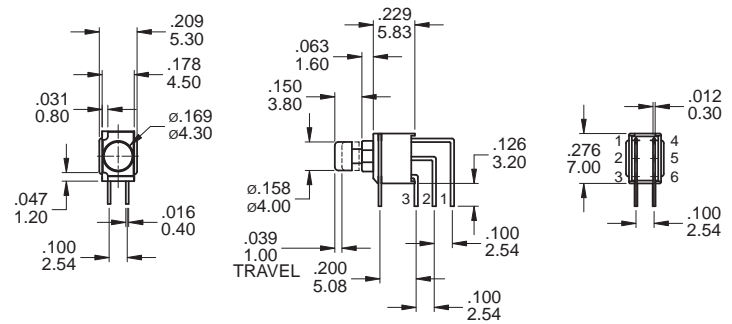
P.C. MOUNTING



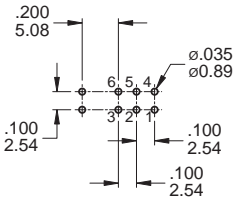
SPDT

Part No. Shown : 8US8WR2C2M7RE

M7



P.C. MOUNTING



DPDT

Part No. Shown : 8UD8WR2C2M7RE

SOLDERING PROCESSES

WAVE SOLDERING: Recommended Soldering Temperature: $270 \pm 5^\circ\text{C}$

Duration of Solder Immersion: Max 5 sec.(PCB is 1.6mm in thickness)