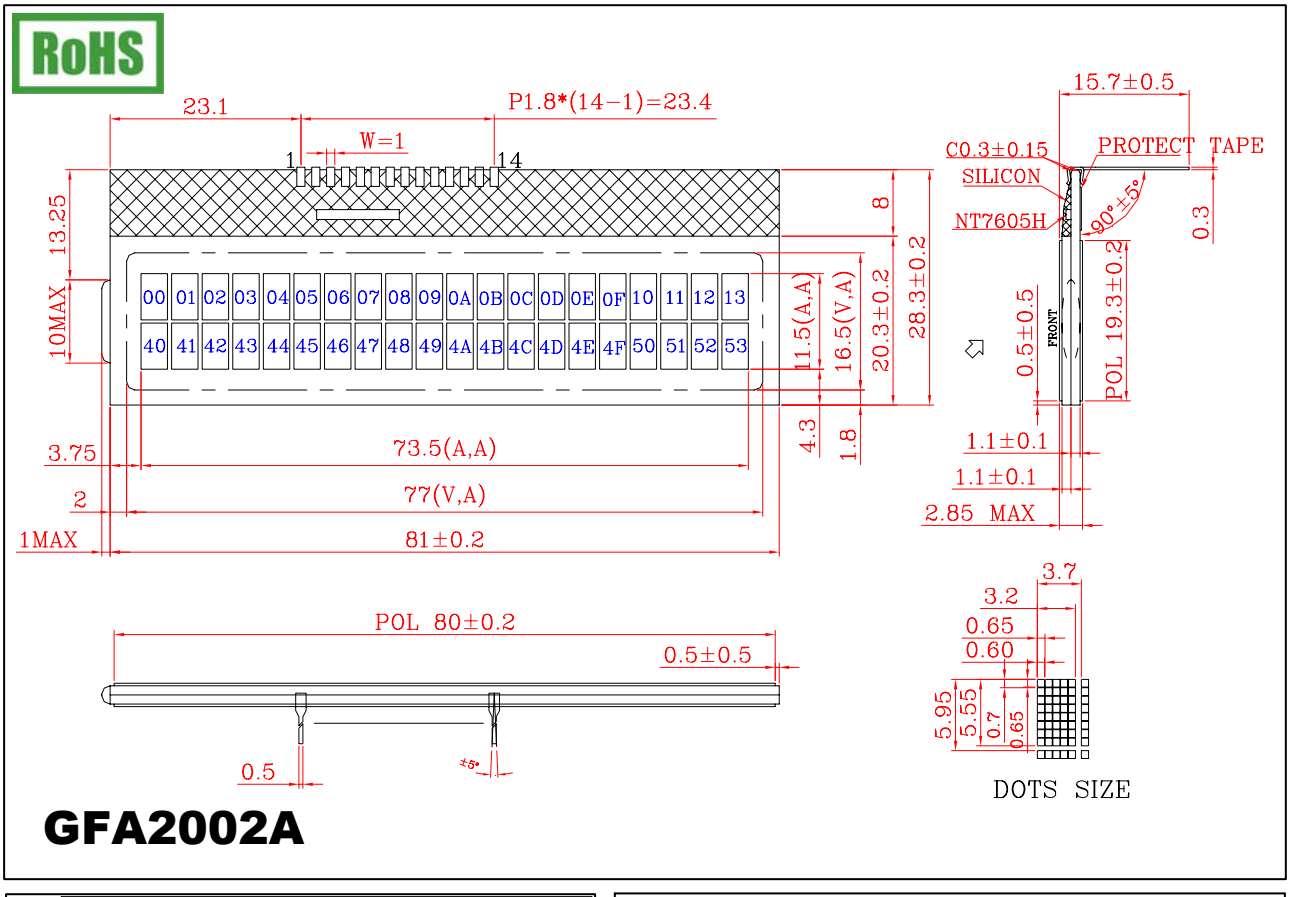

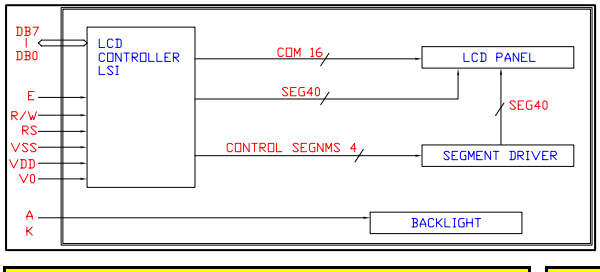

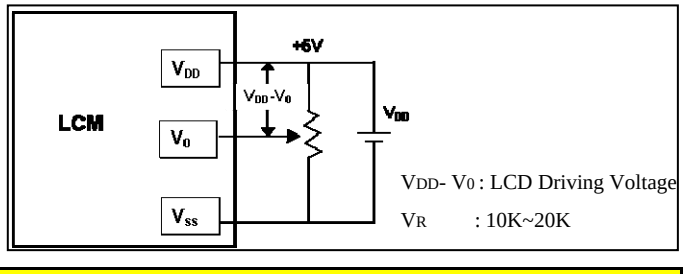

Interface		
Pin no	Symbol	Function
1	GND	Power supply (GND)
2	VIN	Voltage level for LCD
3	VDD	Power supply(+)
4	RS	Data / Instruction select
5	R/W	Read / Write select
6	E	Enable signal
7	DB0	Date bus line
8	DB1	Date bus line
9	DB2	Date bus line
10	DB3	Date bus line
11	DB4	Date bus line
12	DB5	Date bus line
13	DB6	Date bus line
14	DB7	Date bus line

Feature			
Controller	NT7605H	Module	81.0 x 28.3
Duty	1/16 duty	Viewing Area	77.0 x 16.5
Bias	1/4 bias	Mounting hole	-
B/L	NC	Character Size	3.2 x 5.55

Absolute Maximum Rating					
I tem	Symbol	Condition	Min	Max	Units
Supply for logic voltage	Vdd-Vss	25˚c	-0.3	7	V
LCD driving supply voltage	Vdd-Vss	25˚c	-0.3	13	V
Input voltage	Vin	25˚c	-0.3	Vdd+0.3	V

Electrical Characteristics						
Item	Symbol	Condition	Min.	Typ.	Max.	Units
Power supply voltage	Vdd-Vss	25˚c	4.5	-	5.5	V
LCD operation voltage	Vop	25˚c	-	4.6	-	V