


4U Series

Sub-Miniature Rocker Switches



SPECIFICATIONS

CONTACT RATING: 0.4 VA max. @ 20 V AC or DC max.

MECHANICAL LIFE: 40,000 make-and-break cycles.

CONTACT RESISTANCE: 100 mΩ typ. initial @ 2-4VDC,100mA.

INSULATION RESISTANCE: DC500V 500 MΩ.

DIELECTRIC STRENGTH: 500 Vrms min@sea level.

OPERATING TEMPERATURE: -30°C to 85°C.

MATERIALS

CASE & BUSHING : Glass filled nylon 6/6,flame retardant, heat stabilized (UL94V-0).

ACTUATOR: Nylon,black std.

SWITCH SUPPORT: Brass or steel,tin plated.

CONTACT: Phosphor bronze,Gold plated.


TERMINALS: Brass,Gold plated.



HOW TO ORDER

MODEL NO. ACTUATOR ACTUATOR COLOR TERMINATIONS TERMINAL MATERIAL SEAL RoHS SOLDERING

See below



Model NO.
4US1 SP On-None-On
4UD1 DP On-None-On

Actuator
R1 (STD) Rocker
R2 (STD) Lever

Actuator color

ITEM NO	COLOR
01	White
02	Black (Std)
03	Red
04	Orange
05	Yellow
06	Green
07	Blue
08	Brown
09	Gray

* Besides standard color, other colors need to check stocks available.

Terminations
M2 PC thru-hole
M5 wire wrap
M6 Right angle, PC thru-hole
M7 Vertical right angle, PC thru-hole

Terminal material
R Gold

Seal
N NO EPOXY

RoHS soldering
S RoHS & Lead Free

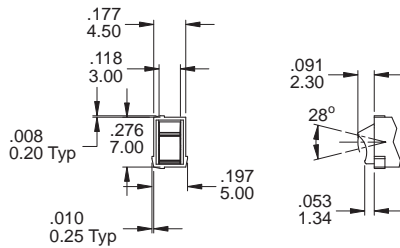
SWITCH FUNCTION

NO. POLES	MODEL NO.	SWITCH FUNCTION			CONNECTED TERMINALS / SCHEMATIC		
		POS.1	POS.2	POS.3	POS.1	POS.2	POS.3
SP	4US1	ON	NONE	ON	5-6 	N/A	5-4
DP	4UD1	ON	NONE	ON	5-6,2-3 	N/A	5-4,2-1

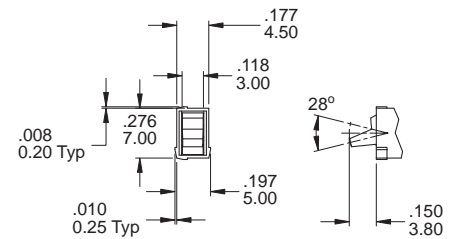
MOM=MOMENTARY

ACTUATOR OPTIONS / PANEL MOUNT

R1

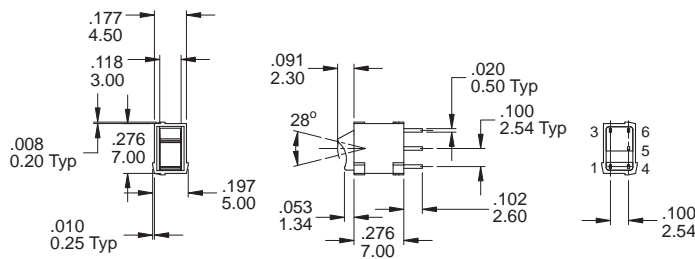


R2

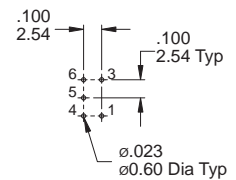


POLE OPTIONS

M2



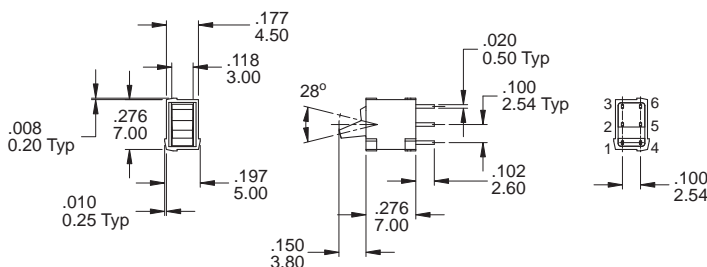
P.C. MOUNTING



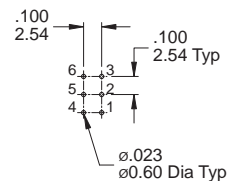
SPDT

Part No. Shown : 4US1R102M2RNS

M2



P.C. MOUNTING



DPDT

Part No. Shown : 4UD1R202M2RNS



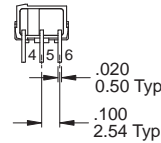
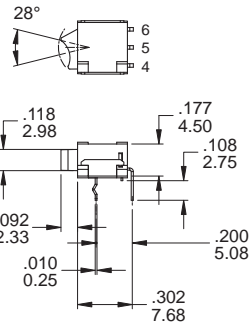
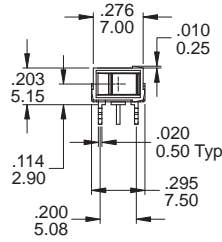
4U Series

Sub-Miniature Rocker Switches

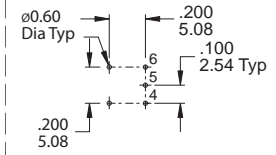


4U
Rocker Switches

M6



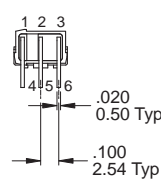
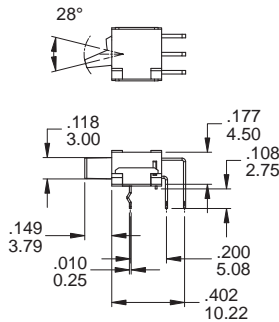
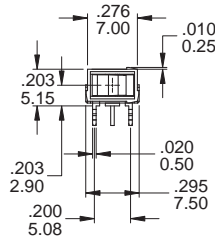
P.C. MOUNTING



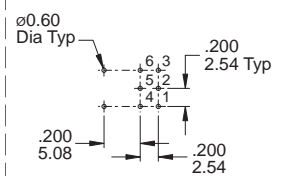
SPDT

Part No. Shown : 4US1R102M6RNS

M6



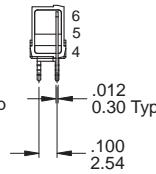
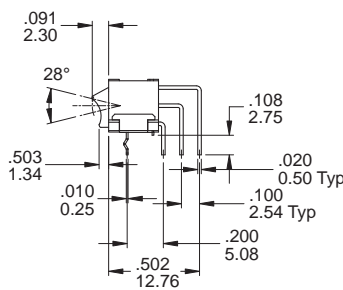
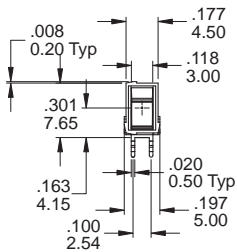
P.C. MOUNTING



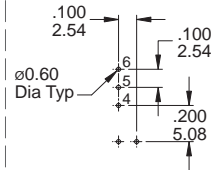
DPDT

Part No. Shown : 4UD1R202M6RNS

M7



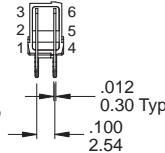
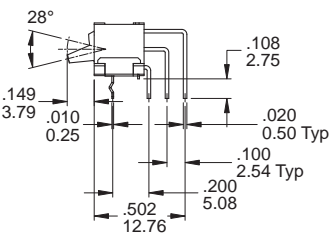
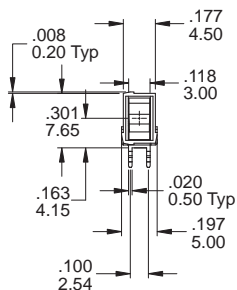
P.C. MOUNTING



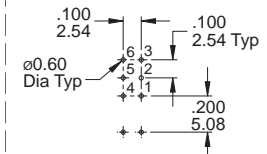
SPDT

Part No. Shown : 4US1R102M7RNS

M7



P.C. MOUNTING



DPDT

Part No. Shown : 4UD1R202M7RNS

SOLDERING PROCESSES

WAVE SOLDERING: Recommended Soldering Temperature: $270 \pm 5^{\circ}\text{C}$

Duration of Solder Immersion: Max 5 sec. (PCB is 1.6mm in thickness)