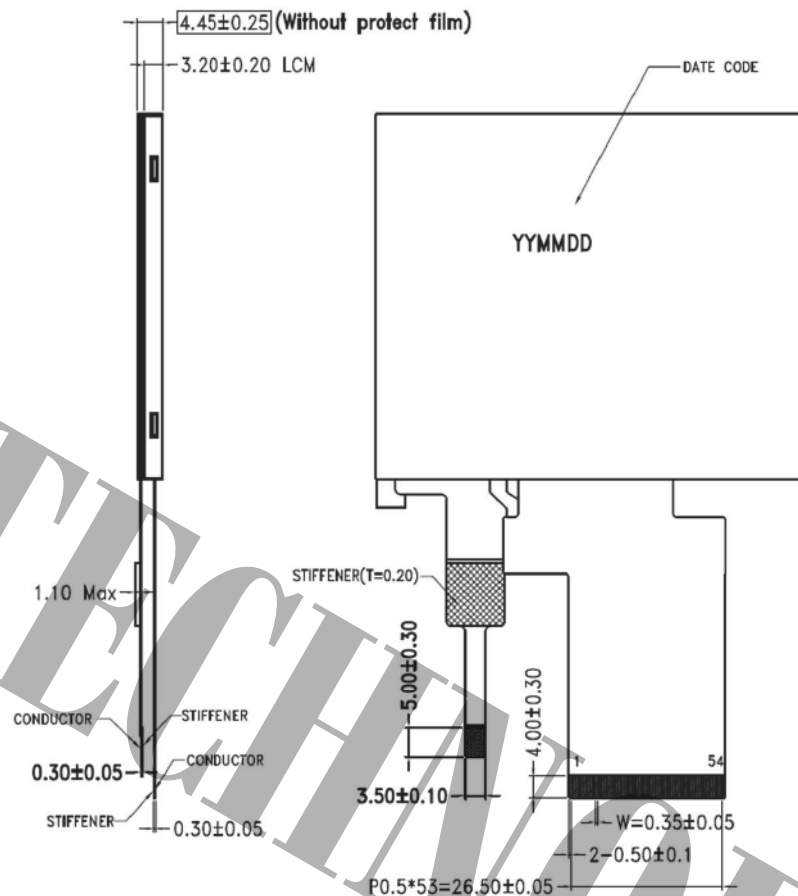
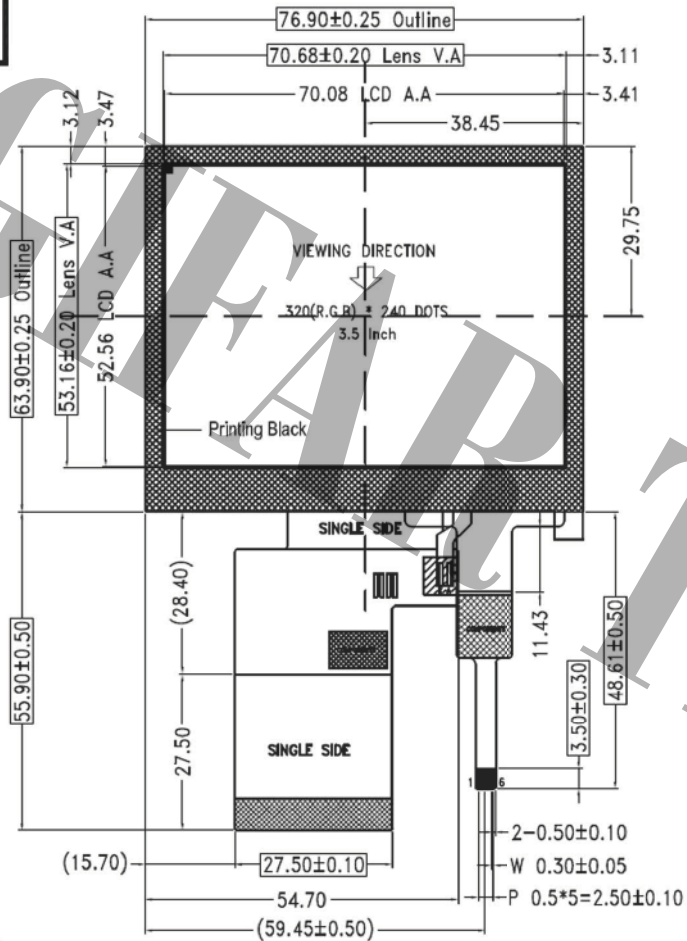


RoHS



LCM:

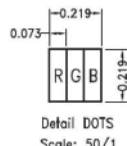
PIN NO.	DEFINE	PIN NO.	DEFINE
1	LED_Cathode	31	R3
2	LED_Cathode	32	R4
3	LED_Anode	33	R5
4	LED_Anode	34	R6
5	NC	35	R7
6	NC	36	HSYNC
7	NC	37	VSYNC
8	RESET	38	DOTCLK
9	/CS	39	NC
10	SCK	40	NC
11	SDI	41	VDD
12	B0	42	VDD
13	B1	43	NC
14	B2	44	NC
15	B3	45	NC
16	B4	46	NC
17	B5	47	NC
18	B6	48	NC(XR)
19	B7	49	NC(YD)
20	G0	50	NC(XL)
21	G1	51	NC(YU)
22	G2	52	ENB
23	G3	53	GND
24	G4	54	GND
25	G5		
26	G6		
27	G7		
28	R0		
29	R1		
30	R2		

CTP:

PIN NO.	Logic
1	GND
2	INT
3	SDA
4	SCL
5	REST
6	VDD 3.3V

Specification

- LCD type: a-SI TFT, Normally White, TN mode, Positive / Transmissive
- Driver IC: HX8238D (262K Colors), VDD:3.3V
- View direction: 12 O'CLOCK (6:00 Gray inversion)
- Operating temp:-20°C~70°C, Storage temp: -30°C~80°C
- Back light:6PCS White LED;Vf:19.2V;If:20mA
- CTP Driver IC:GT911,DC 3.3V,Interface:IIC,Type:G+G
- The tolerance unless classified ±0.30mm
- Remark:ROHS



電路圖 CIRCUI T DIAGRAM (LED 6*1=6 dies)



NOTE:
1.(.):REFERENCE DIMENSION.
2.□:IMPORTANT DIMENSION.

日期	版本	修改內容

晶發科技股份有限公司
GI FAR TECHNOLOGY CO., LTD.

DATE	2017.12.22	REV	00	DRAWING NO.:
UNIT : mm	Product :	GFT0035NA320240ZI		
SCALE : 1 / 1	DRAWN :	Hazel	CHECKED :	Sidney
				PAGE : 1 / 1